



**Paulding County School District
Planning For the Future
Community Conversations
January 2019**



Purpose

- **Engage School Community in Planning for Future Space Needs of Paulding County School District Facilities**
- **Identify Challenges & Opportunities**
- **Identify Potential Solutions**
- **Utilize Community Input in Developing Recommendations**



Process

Five Community Conversations:

January 7, 2019
Hiram High School

January 15, 2019
Paulding County High School

January 10, 2019
North Paulding High School

January 17, 2019
South Paulding High School

January 14, 2019
East Paulding High School

Who we are:



A Marietta-based education consulting firm that helps school districts in metro Atlanta and throughout Georgia with a wide range of planning and operational needs.

James Wilson, CEO jwilson@edplanners.org

Bob Flowers, Vice President bflowers@edplanners.com



Proposed Timeline

January, 2019	Community Conversations
February, 2019	Undertake facility needs assessment/facility planning
March, 2019	Develop project costs/cash flow projections/bond requirements Finalize project prioritization, Capital Outlay funding planning
April, 2019	Share draft project needs list with Board of Education
June, 2019	Board Approval – Finalize project needs list Distribute first drafts of SPLOST Referendum
July, 2019	School Board to adopt Referendum Resolution Finalize and implement community awareness efforts
August, 2019	Notice to Board of Elections
October, 2019	Publish Notice of Election in local newspaper
November, 2019	VOTE – Education SPLOST Referendum



Background

The facility planning process began with a look at various demographic data points that were used to develop a **10-Year Enrollment Forecast** for all Paulding County Schools.

Some of the **data sources** include:

Paulding County School District past & current **enrollment trends and feeder patterns**

Paulding County **building permits**, by school zone

Atlanta Regional Commission (ARC) **regional data**

Georgia Department of Education **enrollment data**

Governor's Office of Planning & Budget (OPB)

United States Census Bureau

Georgia Department of Health Online Analytical Statistical Information System (OASIS) **live birth data**

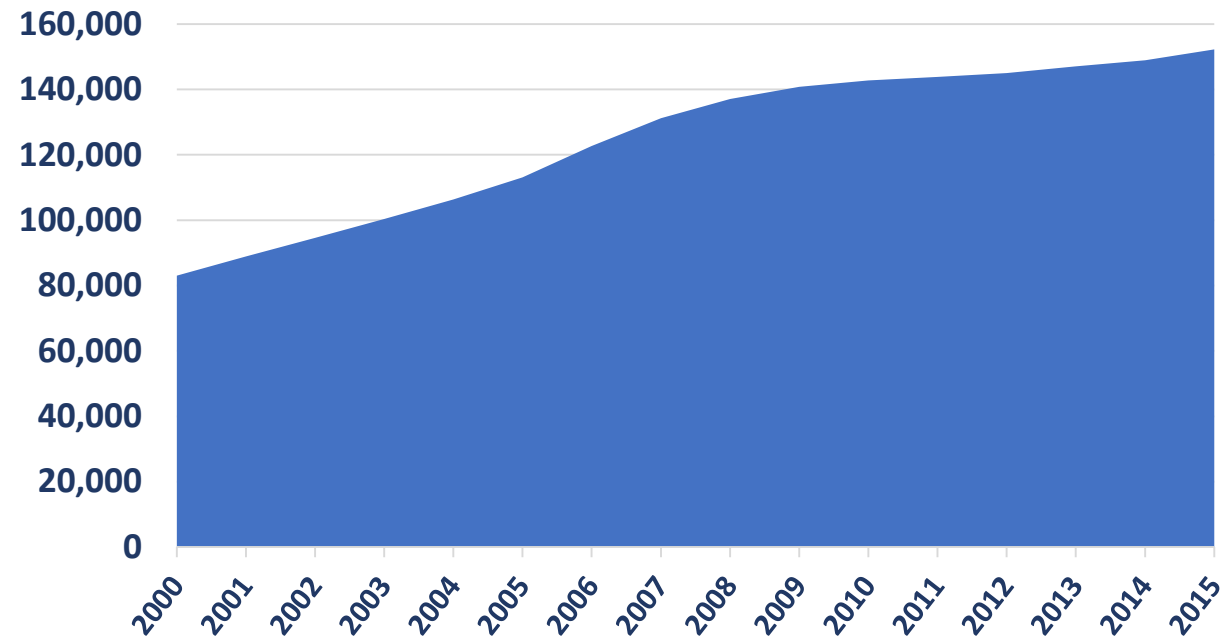


Paulding County Snapshot

Paulding County Age 2015

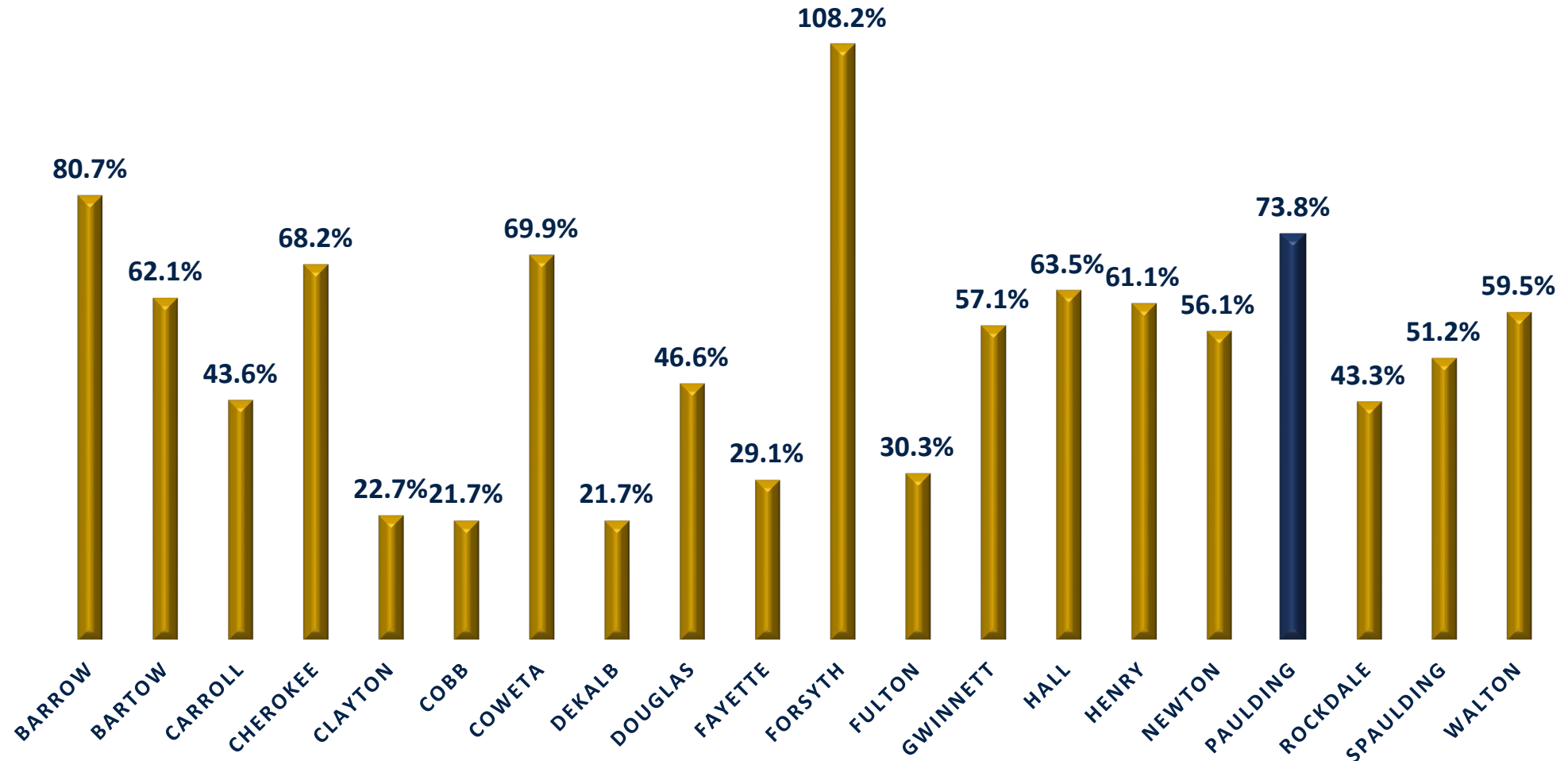
29.9%	0-19
19.0%	20-34
23.5%	35-49
21.5%	50-69

Population Change 2000-2015





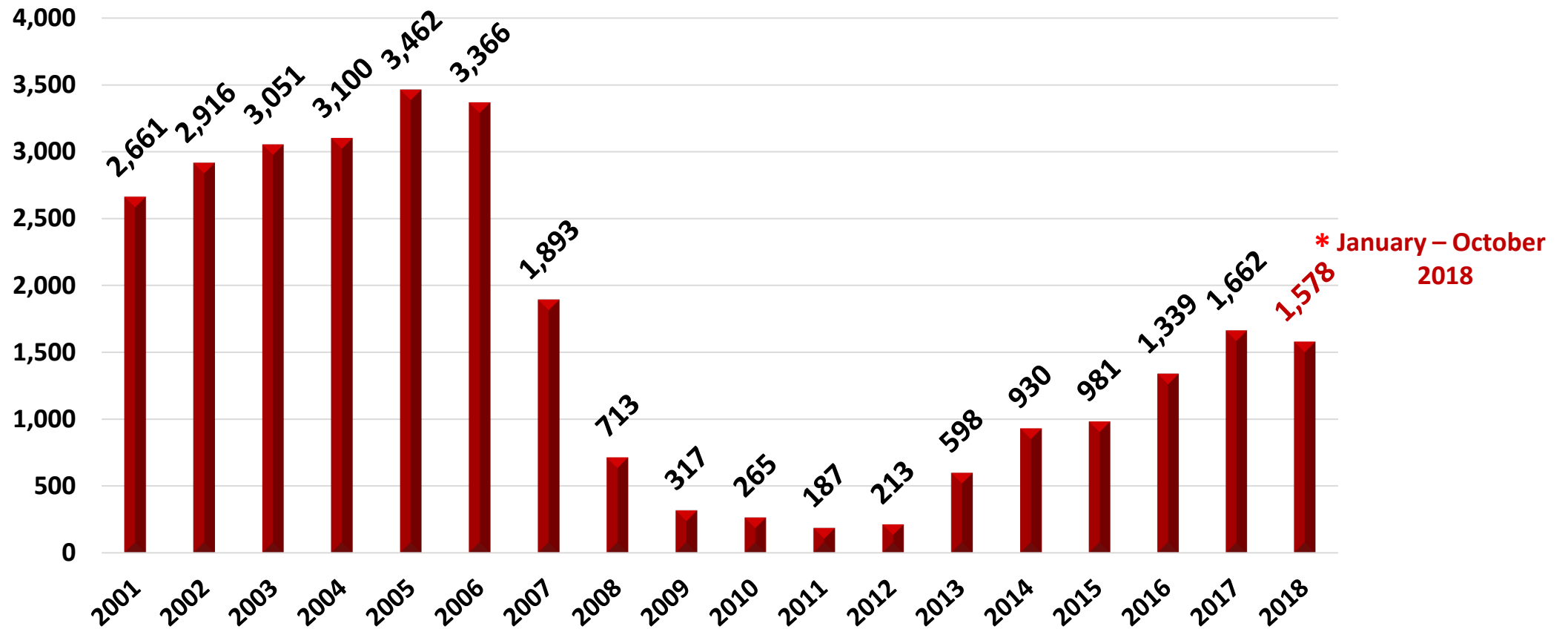
INCREASE TO POPULATION (2015-2040)

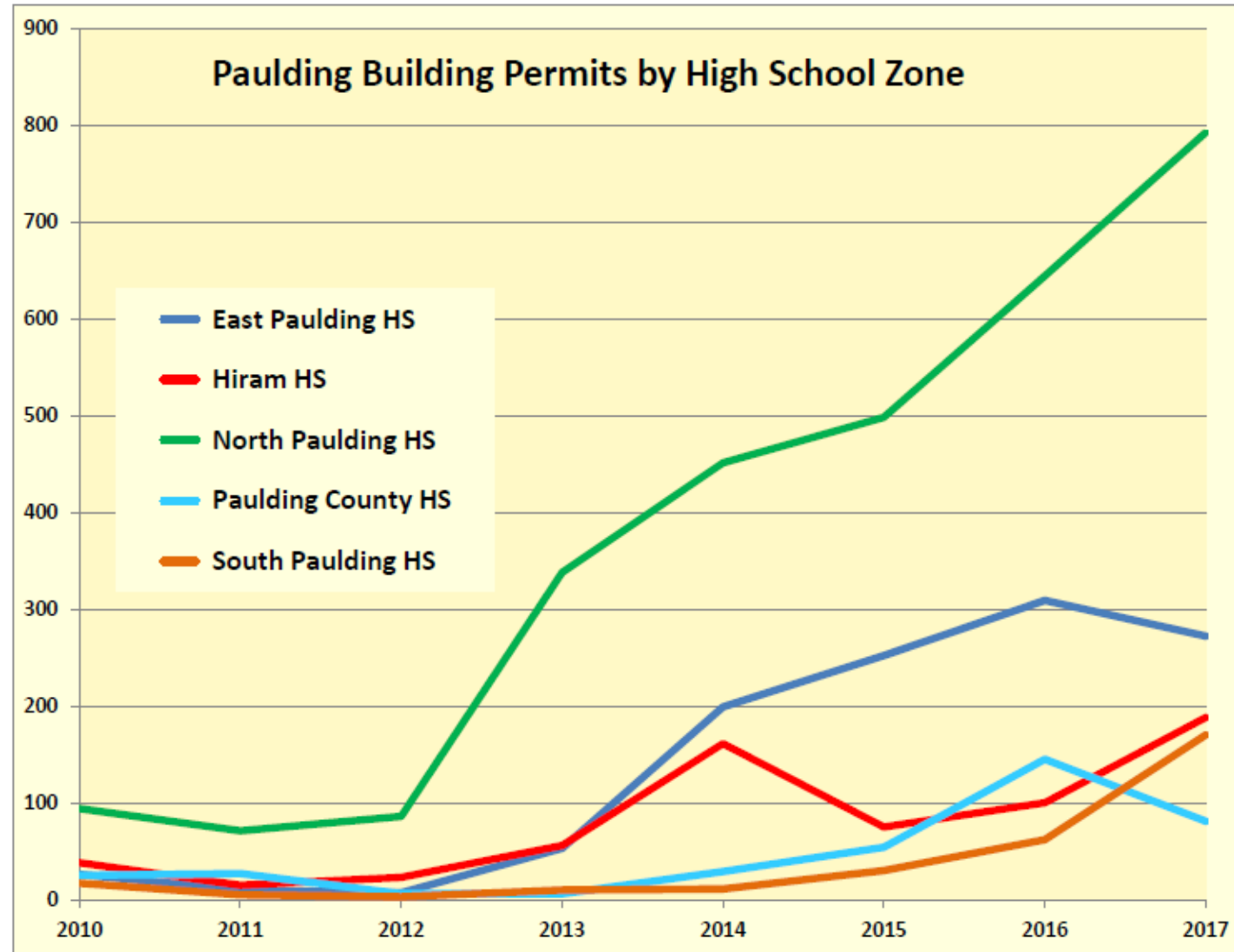


Source: Atlanta Regional Commission

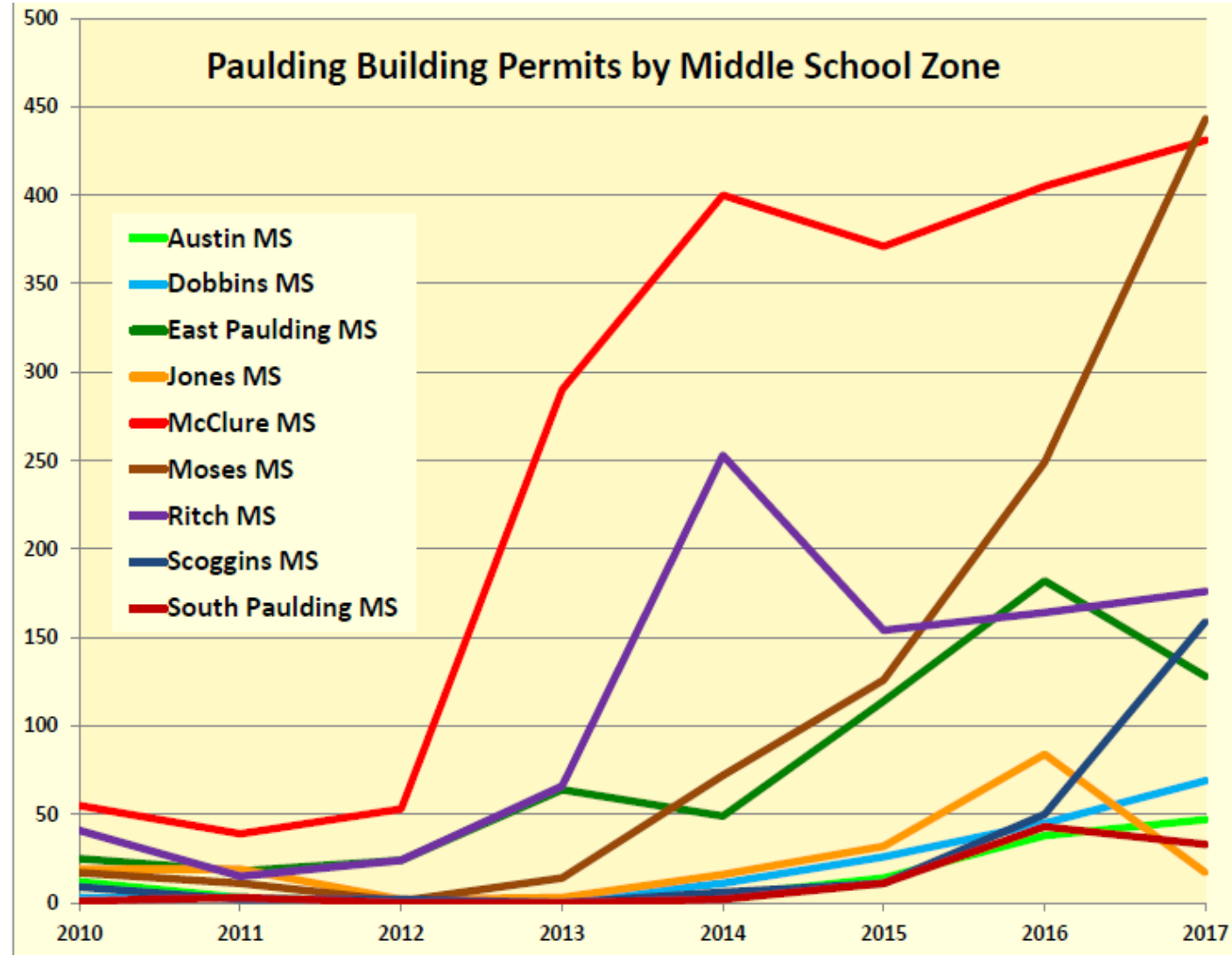


Paulding Census Bureau Residential Building Permits (2001-2017)





Source: Paulding Community Development



Source: Paulding Community Development



Elementary Schools Enrollment vs Capacity

	Student Instructional Capacity	Oct. FTE 2018-19 Enrollment	Over/Under Capacity	Building Utilization Factor (Enr/Cap.)
ELEMENTARY SCHOOLS				
Abney ES	1,200	1,251	51	104%
Allgood ES	925	879	-46	95%
Baggett ES	750	632	-118	84%
Burnt Hickory ES	925	1,001	76	108%
Dallas ES	525	446	-79	85%
Dugan ES	875	674	-201	77%
Hiram ES	875	809	-66	92%
Hutchens ES	925	670	-255	72%
McGarity ES	625	567	-58	91%
Nebo ES	925	633	-292	68%
New Georgia ES	450	305	-145	68%
Northside ES	700	497	-203	71%
Panter ES	675	528	-147	78%
Poole ES	750	436	-314	58%
Ragsdale ES	925	558	-367	60%
Roberts ES	675	659	-16	98%
Russom ES	875	876	1	100%
Shelton ES	1,200	1,202	2	100%
Union ES	450	492	42	109%
ES TOTAL	15,250	13,370	2,135	

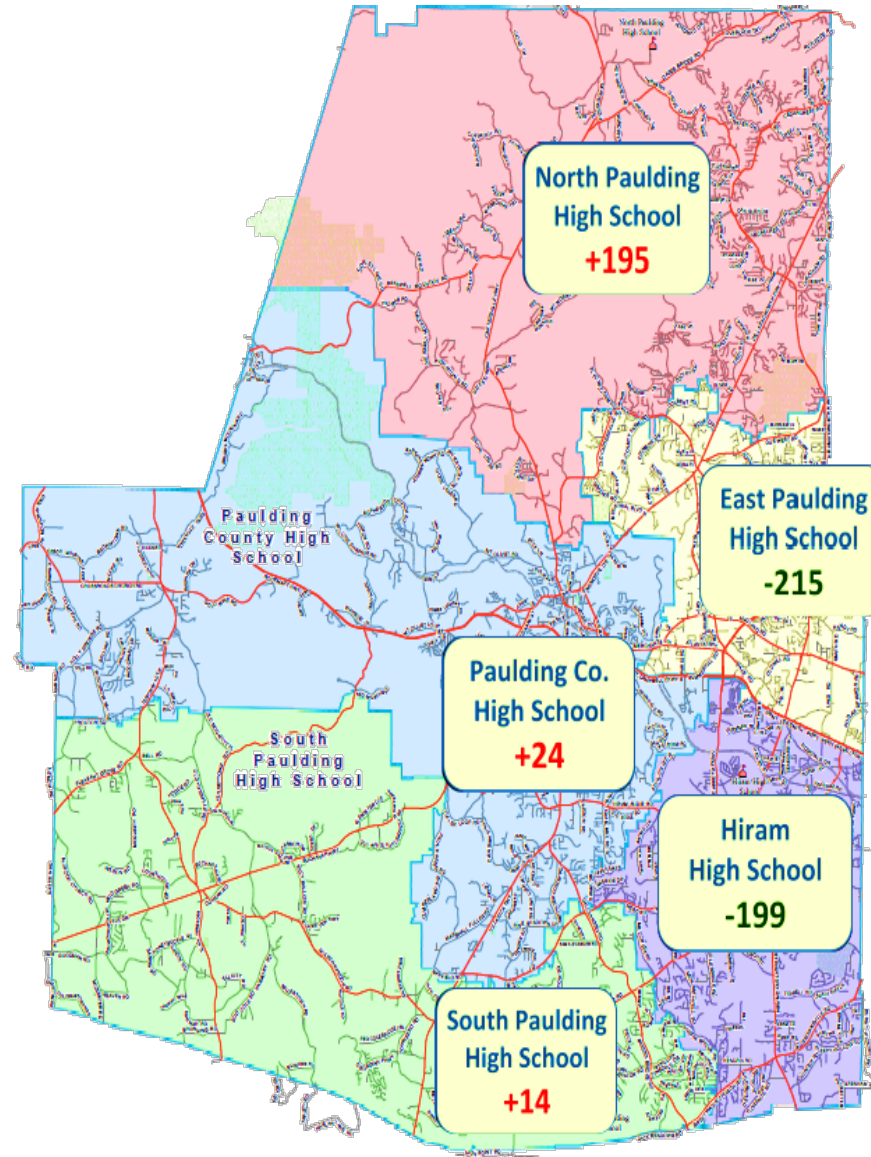


Middle & High Schools Enrollment vs Capacity

	Student Capacity	Grade(s)	Oct. FTE 2018-19 Enrollment	Over/Under Capacity	Building Utilization Factor (Enr/Cap.)
MIDDLE SCHOOLS					
Irma C. Austin MS	822	6-8	894	72	109%
J. A. Dobbins MS	675	6-8	643	-32	95%
East Paulding MS	975	6-8	964	-11	99%
Herschel Jones MS	875	6-8	778	-97	89%
Sammy McClure Sr. MS	1,125	6-8	1,368	243	122%
Lena Mae Moses MS	675	6-8	725	50	107%
P. B. Ritch MS	900	6-8	624	-276	69%
Carl Scoggins Sr. MS	900	6-8	741	-159	82%
South Paulding MS	600	6-8	463	-137	77%
MS TOTAL	7,547		7,200	-347	
	Student Capacity	Grade(s)	Oct. FTE 2018-19 Enrollment	Over/Under Capacity	Building Utilization Factor (Enr/Cap.)
HIGH SCHOOLS					
East Paulding HS	1,900	9-12	1,743	-157	92%
Hiram HS	1,800	9-12	1,517	-283	84%
North Paulding HS	2,100	9-12	2,434	334	116%
Paulding County HS	1,775	9-12	1,827	52	103%
South Paulding HS	1,850	9-12	1,874	24	101%
HS TOTAL	9,425		9,395	-30	

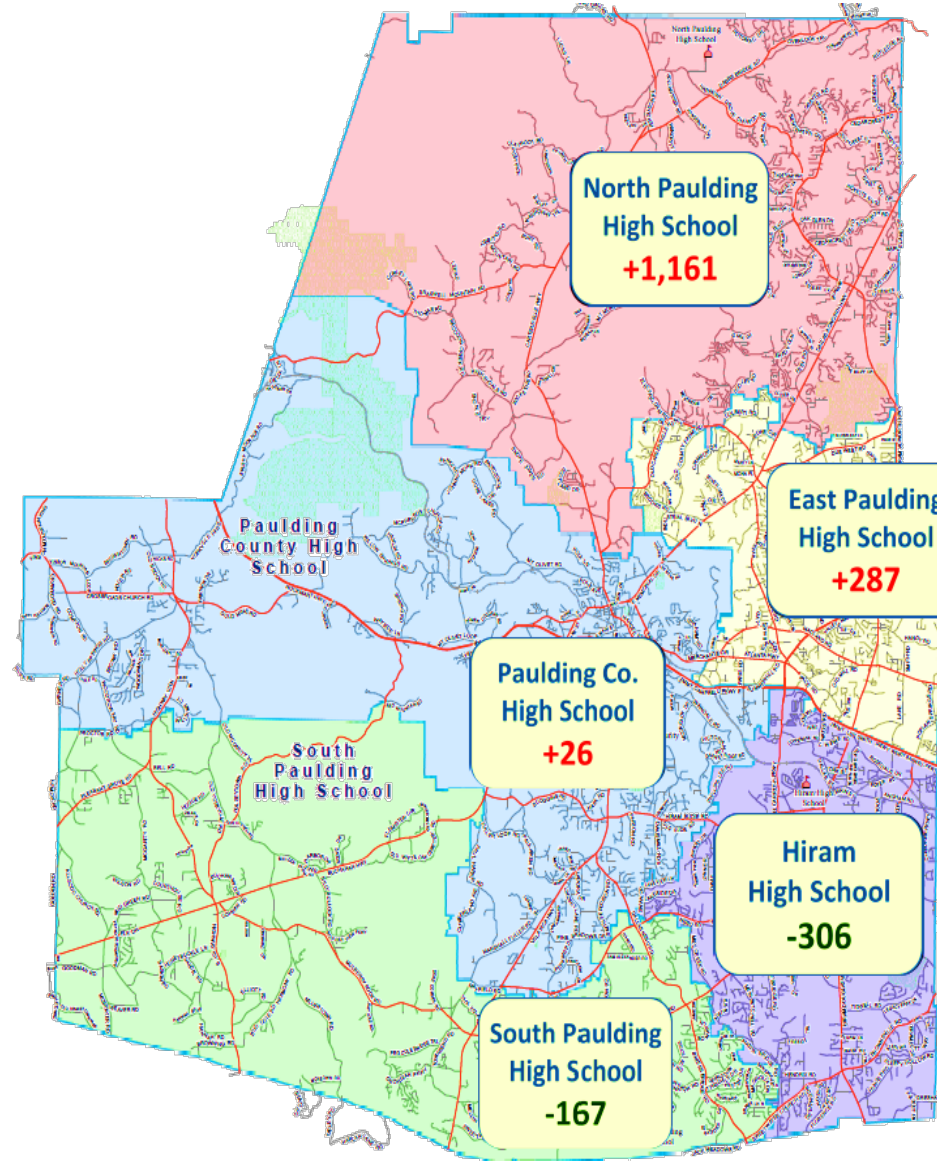


High School Enrollment vs. Capacity 2017-18



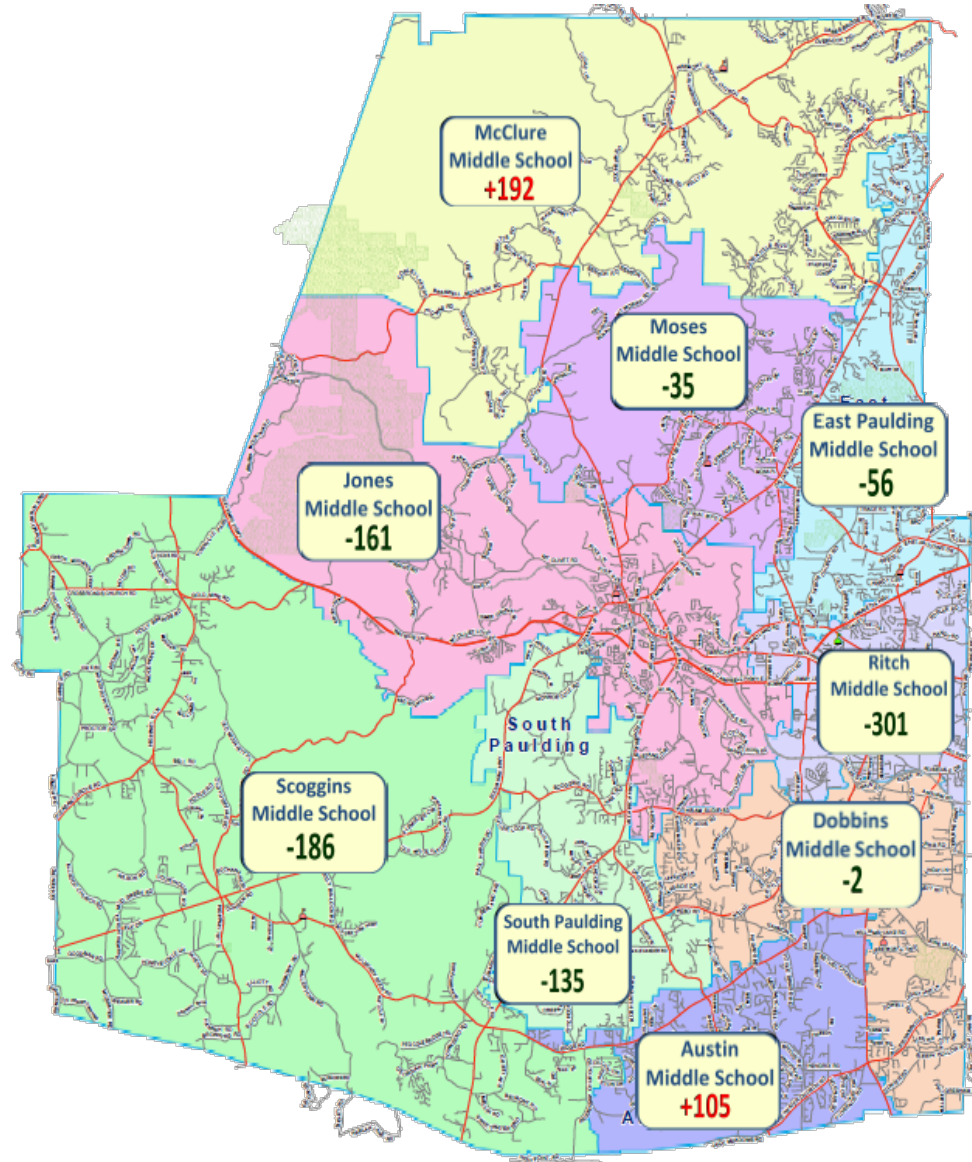


High School Enrollment vs. Capacity 2027-28



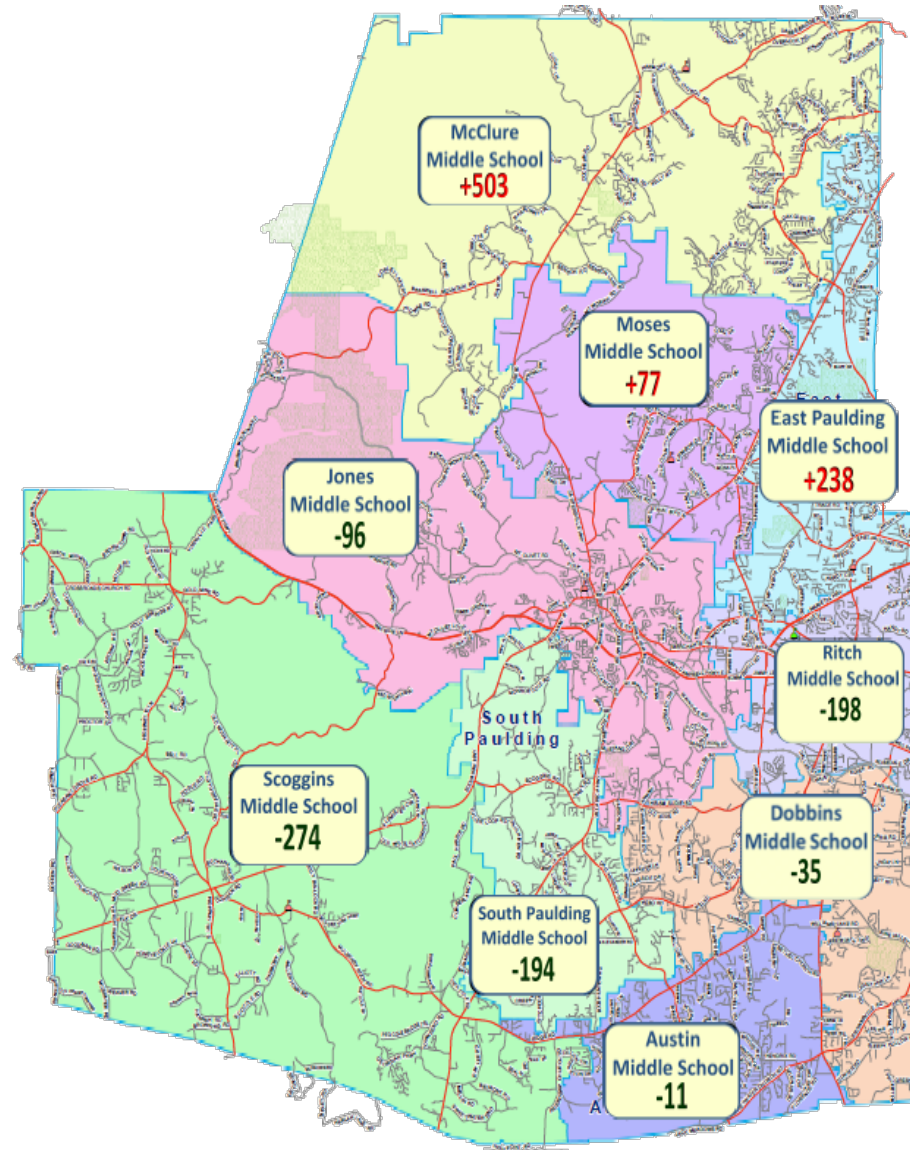


Middle School Enrollment vs. Capacity 2017-18





Middle School Enrollment vs. Capacity 2027-28





Challenges & Opportunities

- Anticipated student enrollment
- Classroom utilization/instruction
- Size of facilities
- Location of facilities
- Size of campus properties
- Transportation
- Athletic facility needs
- Attendance zones and feeder patterns
- Land availability
- Student safety
- Available funding/Debt service
- Timeline



Potential Solutions

Options available.....

- **New school construction**
- **Construction of additional classrooms at existing schools**
- **Attendance zone changes (redistricting)**
- **Other (community input)**



Group Exercise – Part 1 & 2

- **Break into small groups.**
- Please discuss the following questions:

Challenges & Opportunities

1. *Are there additional Challenges & Opportunities not listed?*
2. *Which Challenges & Opportunities are most relevant to the enrollment and capacity status of Paulding schools, and projections for growth?*
3. *Which Challenges are manageable? Which may not be? Why?*

Potential Solutions

1. *Of the Potential Solutions listed, which is best? Why?*
2. *What are the potential “side effects” or “unintended consequences” of each potential solution?*
3. *How might each Potential Solution impact your experience as a parent, student, district employee, or member of the community?*

- * **Please write group answers on provided flip charts.**



Group Exercise – Part 3

Wrap Up

- Designate a speaker for each group to briefly share your group's answers.
- Please place three orange stickers on the issues most important to you.
- You may place all three on one topic or on separate topics.
- Review of comments.



Superintendent Dr. Brian Otott and the
Paulding County School District Board of Education extend a sincere

THANK YOU!

For your participation this evening. Your input will be used to help guide
future facility decisions, and will help to keep our growing
school system great!